



**Greenlam**  
LAMINATES

# WASHROOM COLLECTION

For product information, technical advice or  
free samples request contact us at:

T: (+44) 01384 429697

E: [info.eur@greenlam.com](mailto:info.eur@greenlam.com)

## **Greenlam Europe (UK) LTD**

Kemp House, Chawley Park,  
Cumnor Hill, OX2 9PH, Oxford,  
United Kingdom

Tel: (+44) 01384 429697

Fax: (+44) 01384 429698

Email: [info.eur@greenlam.com](mailto:info.eur@greenlam.com)

[www.greenlam.com](http://www.greenlam.com)



**Greenlam**  
Europe (UK) Limited

Uniclass	Pr_25_71_63_15
CI/SfB	Rn8

03.2016



The mark of  
responsible forestry

# Greenlam Washroom Collection



## high on style, high on performance

An eminent name in Washroom and locker solutions, Greenlam boasts of an exquisite range of compact laminates with a very high technical performance. High wear and abrasion resistant, Greenlam products are manufactured in strict adherence to accepted fire safety norms.

Our product range includes some highly innovative HPLs and Compacts, by combining which one can create wonders in Washroom designs. Functionally, these products are not only water and fire resistant, are also anti bacterial and anti fungal, making it a perfect choice for Washroom Cubicles, Vanity Tops, Doors, Wall Claddings, Lockers, Splash backs.

In terms of product quality, we offer 10 years warranty on our compact laminates against any manufacturing defect.

Our spectacular range is not just about the aesthetics; these laminates are produced by permanently incorporating a US-EPA approved anti-microbial agent during the manufacturing process, which ensures complete health and hygiene. In addition, the anti-bacterial feature of the laminates keeps the lockers and public restrooms germ-free and secure.

Gloss Compact



# theme of washrooms

Washroom might sound like a very boring area. But that's not true. Washrooms can also be very creative with a dash of imagination. Although functionally washroom designs remain same across different locations, however different venues demand different looks.

For example, toilets in hotels, restaurants, or corporate offices, SPAs demand a very stylish, chic and modern look, that gives a sense of contemporary, in-trend feel to it's visitors. These are also the places that demand a continuous change/renovation to keep up with the trend.

Whereas, high crowd places like, food courts, hospitals, airports, bus terminals etc require a more timeless design. A more practical & functional Design that will go a long way, and will appeal to audiences across age groups,

Places like schools, kindergartens, gyms, leisure centres of course are the areas which are much more playful and vibrant. So has to be their washrooms. These are the areas where one can explore and extend their creativity to max and create extremely vibrant designs by making some colourful combinations.









Compact Used: 5018 (Brooks Walnut)



Compact Used: 5525 (Hickory Oak)














# solids



111 Designer White



113 Frosty White



116 Pearly White



121 Ivory



124 Mysore Ivory



133 Moon Stone



275 Pearl grey



141 Beige



149 Sheer



166 Blush Pink



230 Cream Yellow



163 Bay



231 Lime Yellow



229 Yellow



217 Light Orange



207 Divine Yellow



173 Barbie Pink



161 Hot Pink



204 Red Dynasty



215 Tangerine

# solids



247 Dutch Green



257 Olive



259 Lime



251 Bright Green



271 Light Grey



289 Beryl



284 Ozone



290 Dusty Jade



464 Peacock



268 Dust



264 Bronze



297 Blue Galaxy



291 Electric Blue



281 Navy Blue



201 Maroon



212 Viola



279 Cher Grey



261 Dark Grey



401 Black

All samples shown are in Suede finish

woodgrains




682 Hiland Pine



719 Mangfall Beech



738 Oak



5003 Phillipine Teak



5006 Thansau Maple



5018 Brooks Walnut



5061 Fine Wenge



5525 Hickory Oak

patterns



923 Meta Silver



929 Metaline Grey



5771 Almond Pearl



5772 Nebula



5963 Grey Canvas



# product availability

## Washroom Collection

Wherever the location, washrooms demand functional surfaces and our innovative laminates make them beautiful too. With high performance compact finishes, the Greenlam® Washroom collection inspires through hygienic vanity surrounds, doors, partitions and panels with the ability to withstand moisture and keep looking great, no matter what.

With a palette of 52 decors, including 8 stunning woodgrains, solid colours running from pale through pop to deep black and patterns, the Greenlam® Washroom collection provides freedom of design. Inspiring confidence through faultless performance and with the benefit of knowing that any décor you choose features Anti Bacterial technology for a more hygienic environment.

From exclusive style-focused decors for contemporary installations to proven solid colours for further education and leisure, to healthcare and public spaces, the collection highlights usable and proven unions. For high performance Anti bacterial compact laminate for washroom use, make it Greenlam®.

## Antibacterial Compact Laminate

- 1

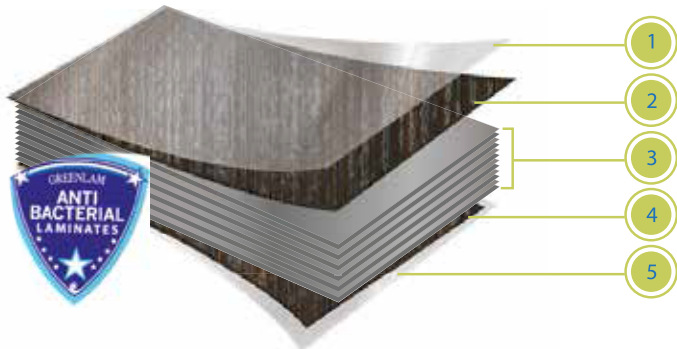
**Top Layer Tissue Paper**  
Treated with melamine resin and high-efficiency anti-microbial agents
- 2

**2nd Layer Design Paper**  
Treated with melamine resin and high-efficiency anti-microbial agents
- 3

**Kraft Paper**  
Treated with phenolic resin and high-efficiency anti-microbial agents
- 4

**2nd Last Layer Design Paper**  
Treated with melamine resin and high-efficiency anti-microbial agents
- 5

**Bottom Layer Tissue Paper**  
Treated with melamine resin and high-efficiency anti-microbial agents



*Our entire range features Anti-Bacterial Shield for a surface that is more hygienic with increased protection from all sorts of nasty bugs and germs.*

As a permanent part of the laminate, Anti-Bacterial Shield will not wash or wear off and is powerful enough to kill 90% of all bacteria. Making sure our decorative surfaces not only look great but are also better for you too, Anti-Bacterial is proven to combat a whole list of bacteria including e-coli, MRSA and salmonella. With Anti-Bacterial from Greenlam®, your washroom can enjoy a more hygienic surface throughout its life.

### FSC® CERTIFIED

Greenlam® has earned the forest Stewardship Council® (FSC®) Chain of Custody certification. FSC® provides third-party certification confirming that the materials sold as FSC® certified are harvested from well-managed forest operations. Today, all Greenlam® Laminates are FSC®-certified.



## 52 decors / available in washroom sizes

			Product		COMPACT		HPL		
			Grade		Antibacterial		Antibacterial Postforming		
			Size mm		3660 x 1830		3050 x 1300	3660 x1525	2150 x 940
			Thickness mm		10	12	0.7		
CODE	NAME	NCS	RAL	LRV	TEXTURE				
SOLID COLOURS									
111	Designer White	S 1002-R	9003		S	S		S	
113	Frosty White	S 0502-G50Y	9010	84.2	S	S	S-G	S	S
116	Pearly White	S 0500 - N	9016			S		S	
121	Ivory	S 1010-Y20R	859010	69		S		S	S
124	Mysore Ivory	S 0502-Y	1013	82	S	S	S	S	
133	Moon Stone	S 1505-Y40R	9002	61.5	S	S	S		
141	Beige	S 2010-Y50R	7032	51.9	S	S	S	S	S
149	Sheer	S 2005-Y60R	7044	54		S		S	
161	Hot Pink							S	
163	Bay		7032	39.7	S	S		S	
166	Blush Pink	S 2020-Y80R		41.2	S	S		S	
173	Barbie Pink	S 1060-R20B	4003	25.4	S	S	S	S	S
201	Maroon	S 5040-R	3009	8		S	S-G		
204	Red Dynasty	S 2070-Y80R	3018	16.2	S	S	S-G	S	S
207	Divine Yellow	S 1070-Y40R	1004	51		S	S-G		S
212	Viola	6010-R30B	3403010	11.9	S	S		S	
215	Tangerine	S 0585-Y70R	2004	25.6	S	S		S	
217	Light Orange	S 0560-Y40R	1034	43.8	S	S	S-G	S	S
229	Yellow	S 1050-G90Y	1012		S			S	
230	Cream Yellow	S 0520-Y20R	1014	69.7	S	S		S	
231	Lime Yellow	S 0570-G80Y	1016	69.5	S	S		S	
247	Dutch Green	S 1020-G30Y	6019	68	S			S	
251	Bright Green							S	
257	Olive		1000	65.1	S	S		S	
259	Lime	S 2060-G40Y	6018	38.1	S	S	S-G	S	
261	Dark Grey	S 6502-B	7012	13.8	S	S	S	S	S
264	Bronze	S 5005-Y50R	7023			S		S	
268	Dust	S 3500-N	7004	37.3	S	S		S	S
271	Light Grey	S 1502-R50B		62.7	S	S		S	S
275	Pearl Grey	S 1502-Y	7038	56.9	S	S	S	S	S
279	Cher Grey	S 7500-N	7043			S		S	
281	Navy Blue							S	
284	Ozone	S 1030-R80 B	5024	51.7	S	S		S	
289	Beryl	S3010-R80 B	7040	39.1	S	S		S	
290	Dusty Jade	S2020-B50 G	6034	40.8	S	S		S	
291	Electric Blue	S 3060-R80 B	5005	12.6	S	S	S-G	S	S
297	Blue Galaxy	S6020-R90 B	5000	12.2	S	s		S	
401	Black	S 9000-N	9005	5.6	S	S	S-G	S-G	S
464	Peacock	S3050-B40G	1905040	25	S	S		S	
WOODGRAINS									
682	Hiland Pine					S		S	
719	Mangfall Beech				S	S		S	
738	Oak				S	S	S - PG	S	S
5003	Phillipine Teak				S	S	S	S	
5006	Thansau Maple				S	S	S	S	S
5018	Brooks Walnut				S	S	S - PG	S	
5061	Fine Wenge				S	S	S - PG	S	
5525	Hickory Oak				S	S	S	S	
PATTERNS									
923	Meta Silver				S	S	G	S	
929	Metaline Grey				S	S	G	S	
5771	Almond Pearl				S	S		S	
5772	Nebula				S	S		S	
5963	Grey Canvas							S	